

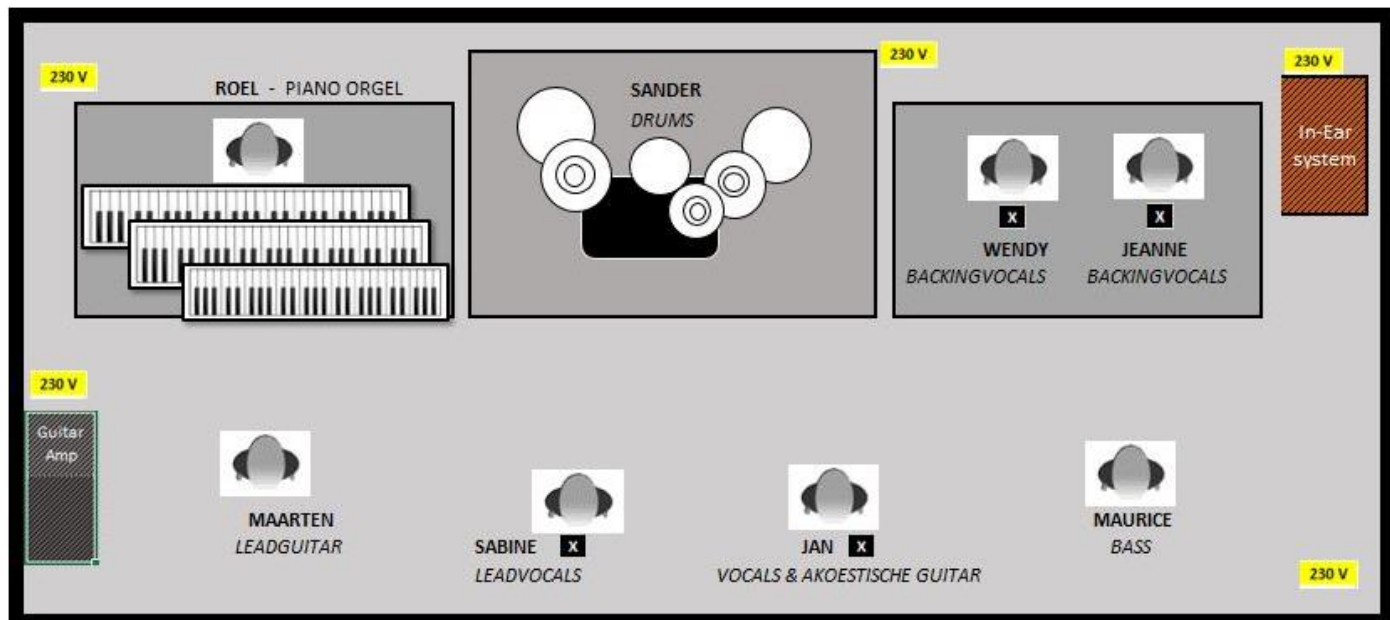
Woodstock Tribute Band – Stage plan

Frans Ceelen +31 6 30410231 fransceelen98@gmail.com

Sander v/d Berk +31 6 25535681 s.vandenberk@me.com

www.woodstock-tribute.nl


STAGE RIDER



- In-Ear system (*XLR > FOH*) will be placed on the right or left at the back of stage
- **Power supply** for: keyboards - bass/acoustic guitar - in-ear system & drums - guitar-amp.
- **X** - microphone Vocals (3x), Sabine (leadvocals) brings her own wireless microphone.
- 1x riser for drums.
- If possible 1x riser for backing vocals and 1x riser for keyboards.

Line Up

Sander	Drums
Maurice	Bass
Maarten	Guitar (Kemper amp stereo)
Roel	Keyboards (own mixing table)
Sabine	Lead vocals (own wireless microphone)
Jan	Lead vocals, Guitar (acoustic)
Wendy	Background vocals
Jeanne	Background vocals



Woodstock Tribute Band – Stage plan

Frans Ceelen +31 6 30410231 fransceelen98@gmail.com

Sander v/d Berk +31 6 25535681 s.vandenberk@me.com

www.woodstock-tribute.nl

Woodstock Tribute Band uses its own monitor table and its own In-ear system with splitter.

All signals except drums go through the splitter, drums go straight to FOH and is sent back to the monitor table as a complete drum mix (signal 1 multi cable).


Woodstock Tribute Band supplies 2 XLR multi cables of 3 meters long, on the right or left at the back of the stage for inserting the XLR plugs 1 to 13 for channel 11 to 22 and the return drum-mix, and plug 14 for Talk-Back FOH - see below list.

The in-ear drum mix must be supplied from the FOH via signal 1 from stage splitter to the monitor table.

Woodstock Tribute Band supplies 2 stage blocks for the inputs and outputs of the band on stage.

CHANNEL LIST

CHANNEL (FOH)		NAME	IN- EARS	SPLITTER
1	Kick	Sander	IE Wired	1 RETURN DRUM SIGNAL
2	Snare top			
3	Snare bottom			
4	H.H.			
5	Tom 1			
6	Tom 2			
7	Floor 1			
8	Floor 2			
9	O.H. L.			
10	O.H. R.			
11	Bass	Maurice	Sennheiser EW300IEM	2
12	Acoustic Guitar	Jan		3
13	Guitar L	Maarten	Sennheiser EW300IEM	4
14	Guitar R			5
15	Keyboards L	Roel	IE Wired	6
16	Keyboards R			7
17	<i>Spare (E-Drum L)</i>			8
18	<i>Spare (E-Drum R)</i>			9
19	Lead vocals	Sabine	Shure PSM900	10
20	Lead vocals	Jan	Sennheiser EW300IEM	11
21	Backing vocals	Wendy	LD Systems MEI1000G2T	12
22	Backing vocals	Jeanne	LD Systems MEI1000G2T	13
	Talk-Back FOH			14



Woodstock Tribute Band – Stage plan

Frans Ceelen +31 6 30410231 fransceelen98@gmail.com

Sander v/d Berk +31 6 25535681 s.vandenberk@me.com

www.woodstock-tribute.nl

MULTI CABLE In-ear rack <=> FOH

Signal No	Description	Direction
1	Drum mix	From FOH aux
2	Bass	to FOH
3	Acoustic Gitaar	to FOH
4	Gitaar L	to FOH
5	Gitaar R	to FOH
6	Keyboard L	to FOH
7	Keyboard R	to FOH
8	<i>Spare (E-Drum L)</i>	<i>to FOH</i>
9	<i>Spare (E-Drum R)</i>	<i>to FOH</i>
10	Lead vocals Sabine	to FOH
11	Lead vocals Jan	to FOH
12	Backing vocals Wendy	to FOH
13	Backing vocals Jeanne	to FOH
14	Talk-Back FOH	From FOH

